




## **LION BRAND® MICROSPUN Crochet iPod Sock**



Add a dash of color to your iPod with this stylish, fun and practical cover.

## LION BRAND® MICROSPUN Crochet iPod Sock

**SKILL LEVEL:** Beginner

**SIZE:** One size fits all iPods except iPod shuffle

Finished dimensions 5.5" x 2.25" [approximately 14 cm x 6 cm]

### MATERIALS

- LION BRAND Microspun
  - 1 ball #103 (Coral) (also shown in #148 Turquoise and #158 Buttercup) or color of your choice
- LION BRAND H-8 (5mm) hook OR SIZE TO OBTAIN GAUGE.
- LION BRAND Large-Eyed Blunt Needle

### GAUGE

13 sc + 16 rows = 4" [10 cm] in single crochet

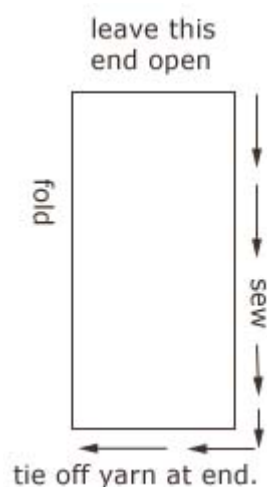
### STITCH EXPLANATION

This sock is made by working single crochet through the back loops to create a ribbed, stretchy fabric.

### SOCK

Ch 19. Sc in 2<sup>nd</sup> ch from hook and in each ch across – 18 sc.

**Next row:** Ch 1, turn, sc through back loop (the loop furthest away from you) of each st across. Rep this row Repeat until piece measures 5.5 inches [approximately 14 cm]. Bind off all stitches.



### FINISHING:

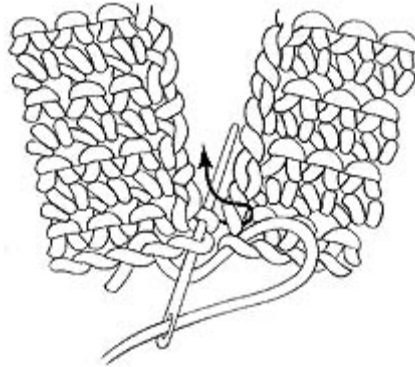
Cut yarn, leaving a tail of approximately 18 inches. Thread it into the large-eyed, blunt needle.

Place the pieces right side facing up (that's the side you want to show), and fold it over. Insert needle through the corner of the folded sock and draw yarn through, pulling needle out at the corner to begin sewing.

Sew one edge to the other, matching stitches across the side edges, and weaving the yarn through the stitches on one piece.

At the end, work a few inches of yarn woven through fabric to secure (you won't need to make a knot.)

© 1998-2005 Lion Brand Yarn Company, all rights reserved  
34 West 15th Street, New York, New York 10011  
Call TOLL-FREE 1-800-258-YARN

**General Instructions for sewing crochet pieces together:**

Insert needle through next row-end stitch on the first piece and draw yarn through.

Continue to sew up the seam, working in a zig zag pattern for the length of the seam. Weave yarn through several stitches to anchor it, then cut tail.

<b>ABBREVIATIONS</b>	
ch = chain	sc = single crochet

*\*Microspun (Article #910) is a super-soft sport-weight micro-fiber acrylic yarn. It comes in 2.5 oz./70g (168yd/154m) balls*

Every effort has been made to have the knitting and crochet instructions accurate and complete. We cannot be responsible for variance of individual knitters and crocheters, human errors, or typographical mistakes.

© 1998-2005 Lion Brand Yarn Company, all rights reserved  
 34 West 15th Street, New York, New York 10011  
 Call TOLL-FREE 1-800-258-YARN

No pattern or other material may be reproduced – mechanically, electronically or by any other means, including photocopying – without written permission of Lion Brand Yarn Company