



**Free Craft Pattern**  
**Lion Brand® Bonbons**  
**Friends And Family Design Motifs**  
Pattern Number: L30043



Use these design motifs to inspire your own creativity in making a one of a kind piece!

# Free Craft Pattern from Lion Brand Yarn

## Lion Brand® Bonbons

### Friends And Family Design Motifs

Pattern Number: L30043

**SKILL LEVEL:** Beginner

**SIZE:** Varies

**CORRECTIONS:** None as of Oct 4, 2013. To check for later updates, click [here](#).

#### MATERIALS

- 601-620 [Lion Brand Bonbons Yarn: Pastels](#)
  - 1 Ball colors as desired
- Additional Materials
  - Straight pins
  - Tailor's chalk in white or color to contrast with your knit or crochet piece
  - Sewing needle and thread
  - Tissue paper
  - Sharp embroidery needle with large eye
  - Tear away stabilizer (optional)

*\*Bonbons (Article #601).*

**Cotton:** 100% Cotton. **Care:** Machine Wash Cool, Gentle Cycle, Do Not Bleach, Dry Flat, Low Iron, Dry Clean Any Solvent Except Trichloroethylene.

**Acrylic:** 100% Acrylic. **Care:** Machine Wash and Dry, Do Not Bleach, Do Not Iron, Tumble Dry Normal, Dry Clean and Solvent Except Trichloroethylene.

**Metallic:** 96% Acrylic, 4% Metallic Polyester. **Care:** Machine Wash Cool, Lay Flat to Dry, Do Not Bleach, Do Not Iron, Dry Clean Any Solvent Except Trichloroethylene.; package size: **Cotton:** Weight Category 2: Sport Weight 8 x .35oz/10g 8 x 28yd/26m

**Acrylic:** Weight Category 3: DK Weight 8 x .35oz/10g 8 x 28yd/26m

**Metallic:** Weight Category 2: Sport Weight 8 x .35oz/10g 8 x 38.3 yd/35m



#### GAUGE:

Exact gauge is not essential to this project.

#### DESIGNS

Motifs are meant to be embroidered onto a knit, crochet or felted piece.

#### Preparation

First, decide which motifs you'd like to use and whether you'd like to change the size of the motifs. Adjust the ratio on a copier to change the size of the motifs.

Once you're happy with the size, the next step is to transfer the motifs onto your knit, crochet or felted piece.

#### Transfer

Trace desired motifs onto tissue paper or tear away stabilizer. Cut out each motif, leaving a border outside the traced lines. With sewing needle and thread, baste each piece of tissue to your knit, crochet or felted piece. Be sure to keep your basting stitches away from the traced lines of the motif.

#### Embroidery


Using embroidery stitches as desired and Bonbons yarn colors as desired, embroider motifs onto your piece. You will be embroidering through the tissue paper or stabilizer and onto your piece. Use simple embroidery sts – French knots, lots of straight stitch, cross stitch, back stitch, and stem stitch.

You can vary the number of strands of yarn that you use – use one strand or two, or even one strand each of two different colors.


#### Finishing


Clip the basting threads. If you used tissue paper, dampen the tissue lightly then carefully remove the paper, leaving your embroidery stitches intact.


To remove stabilizer, follow the package directions.






























---

Every effort has been made to have the knitting and crochet instructions accurate and complete. We cannot be responsible for variance of individual knitters and crocheters, human errors, or typographical mistakes.

We want your project to be a success! If you need help with this or any other Lion Brand pattern, e-mail support is available 7 days per week. Just click [here](#) to explain your problem and someone will help you!

**For thousands of free patterns, visit our website [www.LionBrand.com](http://www.LionBrand.com)**

**To order visit our website [www.lionbrand.com](http://www.lionbrand.com) or call: (800) 258-YARN (9276) any time!**

**When in New York City, visit the Lion Brand Yarn Studio where we have the largest selection of our yarns anywhere and over 100 classes and events monthly.**

**34 West 15th Street, NY, NY 10011**

Copyright ©1998-2013 Lion Brand Yarn Company, all rights reserved. No pattern or other material may be reproduced -- mechanically, electronically, or by any other means, including photocopying -- without written permission of Lion Brand Yarn Company.